



Reni Ambarwati . <reniambarwati@unesa.ac.id>

IJCST 2022 submission 4367

1 message

IJCST 2022 <ijcst2022@easychair.org>

Mon, Aug 22, 2022 at 8:39 PM

To: Reni Ambarwati <reniambarwati@unesa.ac.id>

Dear authors,

We received your submission to IJCST 2022 (International Joint Conference on Science and Technology 2022):

Authors : Reni Ambarwati, Tarzan Purnomo, Herlina Fitrihidajati, Fida Rachmadiarti and Dwi Anggorowati Rahayu

Title : Nutrient and Heavy Metal Contents of Meretrix sp. from Bancaran Estuary, Indonesia

Number : 4367

The submission was uploaded by Reni Ambarwati
<reniambarwati@unesa.ac.id>. You can access it via the IJCST 2022
EasyChair Web page

<https://easychair.org/conferences/?conf=ijcst2022>

Thank you for submitting to IJCST 2022.

Best regards,
EasyChair for IJCST 2022.


New Submission	Submission 4367	IJCST 2022	Conference	News	EasyChair
----------------	-----------------	------------	------------	-------------	-----------

IJCST 2022 Submission 4367

[Update information](#)
[Update authors](#)
[Update file](#)

The submission has been saved!

Submission 4367

Title	Nutrient and Heavy Metal Contents of Meretrix sp. from Bancaran Estuary, Indonesia
Paper:	 (Aug 22, 13:39 GMT)
Author keywords	edible bivalves food safety hard clam Veneridae
Abstract	<p>People in South East Asia region have consumed hard clam for a long time. This clam also actively collected and traded by local people around beaches and estuaries in Indonesia. The purposes of this research were to analyze protein and content of hard clam (Meretrix sp.) collected from Bancaran Estuary, Indonesia and to evaluate the content of lead (Pb) and cadmium (Cd). The sample of clams was collected by hand picking. Fresh samples of clams were kept in a cool box. Fresh samples of the flesh were taken for analysis of nutrient and heavy metal content as well. The content of fat was analyzed using soxhlet method, meanwhile the protein content was analyzed using Kjeldahl method. In addition, the content of cadmium (Cd) and lead (Pb) in the flesh of hard clam were tested using atomic adsorption spectroscopy. The results indicated of the flesh of hard clam contained fat and protein, namely $3.25 \pm 0.42\%$ and $10.26 \pm 0.46\%$ respectively. Meanwhile, the content of Cadmium (Cd) and Lead (Pb) were 0.0306 ± 0.0053 ppm and 0.0458 ± 0.0035 ppm respectively. The level of Cd and Pb were lower than the level of Cd and Pb in marine biota permitted by standard. Therefore, it can be concluded that the flesh of hard clam was safe for consumption.</p>
Submitted	Aug 22, 13:39 GMT
Last update	Aug 22, 13:39 GMT

Authors

first name	last name	email	country	affiliation	Web page	corresponding?
Reni	Ambarwati	reniambarwati@unesa.ac.id	Indonesia	Universitas Negeri Surabaya		✓
Tarzan	Purnomo	tarzanpurnomo@unesa.ac.id	Indonesia	Universitas Negeri Surabaya		
Herlina	Fitrihidajati	herlinafitrihidajati@unesa.ac.id	Indonesia	Universitas Negeri Surabaya		
Fida	Rachmadiarti	fidarachmadiarti@unesa.ac.id	Indonesia	Universitas Negeri Surabaya		
Dwi Anggorowati	Rahayu	dwirahayu@unesa.ac.id	Indonesia	Universitas Negeri Surabaya		



Reni Ambarwati . <reniambarwati@unesa.ac.id>

Similarity Check, Letter of Acceptance & Invitation Letter | IJCST- ICST 2022

1 message

IJCST 2022 <ijcst2022@easychair.org>

Wed, Sep 7, 2022 at 10:06 PM

To: Reni Ambarwati <reniambarwati@unesa.ac.id>

Dear Reni Ambarwati,
Author of IJCST-ICST 2022

The following is a link to the results of the similarity check of all submitted papers:

https://docs.google.com/spreadsheets/d/1KGQlPkus_BTDFZ4BLoXXsoHpBc8fMU3VSgrRJpE7vmw/edit?usp=sharing

For the next process in implementing IJCST-ICST 2022, here we attach the link to the Letter of Acceptance & Invitation Letter:

<https://bit.ly/3D0nyij>

For any further feedback, please contact your Local host.

Yang terhormat Reni Ambarwati,
Penulis IJCST-ICST 2022

Berikut tautan hasil pemeriksaan similarity semua makalah yang telah terkirim:

https://docs.google.com/spreadsheets/d/1KGQlPkus_BTDFZ4BLoXXsoHpBc8fMU3VSgrRJpE7vmw/edit?usp=sharing

Untuk proses selanjutnya dalam pelaksanaan IJCST-ICST 2022, berikut kami lampirkan link Surat Penerimaan & Surat Undangan :

<https://bit.ly/3D0nyij>

Untuk umpan balik lebih lanjut, silakan hubungi tuan rumah Lokal Anda.

Program Committee
IJCST-ICST 2022

Paper ID: 4367

Title: Nutrient and Heavy Metal Contents of Meretrix sp. from Bancaran Estuary, Indonesia

Reviewer's Comment:

Please add the coclusion of this paper

Nutrient and Heavy Metal Contents of *Meretrix* sp. from Bancaran Estuary, Indonesia

Reni Ambarwati^{1*}, Tarzan Purnomo², Herlina Fitrihidajati³, Fida Rachmadiarti⁴, Dwi Anggorowati Rahayu⁵

^{1,2,3,4,5} Department of Biology, Universitas Negeri Surabaya, Indonesia

Abstract. People in South East Asia region have consumed hard clam for a long time. This clam also actively collected and traded by local people around beaches and estuaries in Indonesia. The purposes of this research were to analyze protein and content of hard clam (*Meretrix* sp.) collected from Bancaran Estuary, Indonesia and to evaluate the content of lead (Pb) and cadmium (Cd). The sample of clams was collected by hand picking during low tide. Fresh samples of clams were kept in a cool box. Fresh samples of the flesh were taken for analysis of nutrient and heavy metal content as well. The content of fat was analyzed using soxhlet method; meanwhile the protein content was analyzed using Kjeldahl method. In addition, the content of cadmium (Cd) and lead (Pb) in the flesh of hard clam were tested using atomic adsorption spectroscopy. The results indicated of the flesh of hard clam contained fat and protein, namely $3.25 \pm 0.42\%$ and $10.26 \pm 0.46\%$ respectively. Meanwhile, the content of Cadmium (Cd) and Lead (Pb) were 0.0306 ± 0.0053 ppm and 0.0458 ± 0.0035 ppm respectively. The level of Cd and Pb were lower than the level of maximum acceptable limit. Therefore, it can be concluded that the flesh of hard clam was safe for consumption.

Keywords. Edible bivalves, Food safety, Hard clam, Veneridae.

* Corresponding author: reniambarwati@unesa.ac.id

1 Introduction

Meretrix is one of the genera in the family Veneridae, which consists of fifteen species, namely *Meretrix astricta*, *M. attenuata*, *M. aurora*, *M. casta*, *M. lamarckii*, *M. lusoria*, *M. lyrata*, *M. marisarabicum*, *M. meretrix*, *M. morphina*, *M. petechialis*, *M. planisulcata*, *M. subtrigona*, *M. tigris*, *M. vestita* [1]. These shells are distributed in Western Central Pacific waters and known as hard clams [2]. They are commonly consumed and traded in the local market for instance *M. lyrata*, which is commercially fished in area of Mallaca Strait and traded in the local market of the southern Philippines. *Meretrix meretrix* are also exploited in Thailand, Philippines, and Indonesia and also potentially exported [2].

In Indonesia, some publications also reported the use of these clams (*Meretrix* spp.) as food resources. *Meretrix meretrix* are eaten as food in West Java [3], and also in other areas in Indonesia, because it tastes delicious [4]. Hard clams was also fished in Muara angke Jakarta [5], Central Java [6], Gresik East Java [7], and Bangkalan [8–10].

Several studies have reported bivalves are important sources of nutrition [5,11–16] as well as the potential to accumulate heavy metals [6,8,17–22]. However, so far there is no publication regarding the nutrient content as well as the heavy metals content of *Meretrix* sp. collected from Bancaran Estuary, Madura. Therefore the food safety of *Meretrix* sp. collected from Bancaran Estuary, Madura need to be evaluated. This research purposed to analyze protein and content of hard clam (*Meretrix* sp.) collected from Bancaran Estuary, Indonesia and to evaluate the level of lead (Pb) as well as cadmium (Cd) level, hence it can be determined the food safety.

2 Research Method

The samples of hard calm (*Meretrix* sp.) were taken from the estuary of Bancaran, Bangkalan, Madura, Indonesia (Fig. 1) during low tide by hand picking. The samples were kept in the coolbox and then transferred to the laboratory for identification and nutrient and heavy metal analysis.

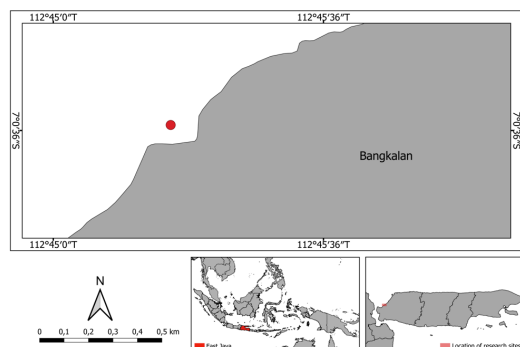


Fig. 1. Sampling site of hard clam (*Meretrix* sp.)

The shells of hard clam were broken to separate the flesh from the shells (Fig. 2). It was taken 0.3 grams of the flesh sample, and then prepared for the analysis of lead (Pb) level using Atomic Absorption Spectrophotometer (AAS). In addition, the analysis of cadmium (Cd) level was conducted using Atomic Absorption Spectrophotometer (AAS). It was taken 0.5 grams the sample of flesh (including flesh and visceral mass) and prepared for the analysis of nutrient content. The content of protein was analyzed using Kjeldahl method; meanwhile the content of fat was analyzed using Soxhlet method. All measurements were repeated three times using three series of samples. Data obtained was analyzed descriptive-quantitatively.




Fig. 2. The samples of hard clam (*Meretrix* sp.); a: morphology of the shell, b: the flesh

3 Result and Discussion

The results indicated that the flesh of hard clam contained fat and protein, namely $3.25 \pm 0.42\%$ and $10.26 \pm 0.46\%$ respectively (Table 1). The fat and protein content of hard clam is comparable to the content of fat and protein in other bivalves. The protein content in *Gafrarium pectinatum* was $12.87 \pm 0.2107\%$ and in *Crassostrea virginica* was $15.22 \pm 0.1065\%$. The fat content in *Gafrarium pectinatum* was $0.965 \pm 0.02\%$ and in *Crassostrea virginica* $0.59 \pm 0.061\%$ [23]. The content of protein of *Meretrix* sp. was lower that the content of *Gafrarium pectinatum* and *Crassostrea virginica*. However, the content of fat are higher. Salman & Nasar reported that seashells contained lipid and protein of molluscs, including bivalves [14]. In addition, the seashells also contain fatty acid and cholesterol [16].

Table 1. Content of fat, protein, cadmium, and lead of *Meretrix* sp. (Veneridae)

Parameter	Content	Maximum acceptable limit*
Fat	$3.25 \pm 0.42\%$	-
Protein	$10.26 \pm 0.46\%$	-
Cadmium (Cd)	0.0306 ± 0.0053 ppm	1 ppm
Lead (Pb)	0.0458 ± 0.0035 ppm	1 ppm

*Based on Standar Nasional Indonesia (SNI) 2009 [24]

Bivalves, as other macro-benthos, have a tendency to accumulate heavy metals because of they are filter feeder [25]. Some references indicated high levels of accumulation of heavy metals in clams, for example

Anadara granosa from Bangkalan [26]; *A. nodifera*, *M. lyrata*, and *Solen lamarckii* from Bangkalan coastal waters [8]; *G. pectinatum* from Sampang Madura [27]; *A. granosa*, *Perna viridis*, *Crassostrea gigas*, *M. lyrata*, *Amusium pleuronectes*, from Northern Coast of Central Java [6]. Hard clam lives in sand and muddy-sand bottoms of intertidal and sublittoral waters up to the depth of approximately 20 m [2]. Hence, hard clam also potentially accumulates heavy metals (Pb and Cu).

One of parameters of food safety was determined based on the level of heavy metal level in the food [24]. The content of Cadmium (Cd) and Lead (Pb) of were 0.0306 ± 0.0053 ppm and 0.0458 ± 0.0035 ppm respectively. The level of Cd and Pb were lower than the maximum acceptable limit of Cd and Pb in marine biota permitted by standard in Indonesia [24].

4 Conclusion

This research results revealed that of the flesh of hard clam (*Meretrix* sp.) from Bancaran Estuary contained fat and protein, namely $3.25 \pm 0.42\%$ and $10.26 \pm 0.46\%$ respectively. Meanwhile, the content of Cadmium (Cd) and Lead (Pb) were lower than the level of maximum acceptable limit. Therefore, it can be concluded that the flesh of hard clam was safe for consumption

References

- [1]. MolluscaBase eds. MolluscaBase. *Meretrix Lamarck*, 1799. Accessed through: World Register of Marine Species at: <https://www.marinespecies.org/aphia.php?p=taxdetail&s&id=204011> on 2022-08-22 (2022).
- [2]. Poutiers, J.M.: Bivalves (Acephala, Lamellibranchia, Pelecypoda). In: Carpenter KE, Niem VH, editors. FAO Species Identification Guide for Fishery Purposes; The Living Marine Resources of the Western Central Pacific Vol. 1. FAO, Rome (1998).
- [3]. Dharma, B.: Recent and Fossil Indonesian Shells. Conchbooks, Hackenheim 423 p (2005).
- [4]. Akhmadi, M.F.: Variasi morfologi lima populasi *Meretrix* spp. (Bivalvia: Veneridae) di Indonesia. J Harpodon Borneo **9**(2):171–82 (2016).
- [5]. Abdullah, A., Nurjanah, Hidayat, T., Chairunisah, R.: Karakteristik Kimiawi dari Daging Kerang Tahu, Kerang Salju dan Keong Macan. J Teknol dan Ind Pangan **28**(1):78–84 (2017).
- [6]. Yulianto, B., Oetari, P., Februhardi, S., Putranto, T.W.C., Soegianto, A.: Heavy metals (Cd, Pb, Cu, Zn) concentrations in edible bivalves harvested from northern coast of Central Java, Indonesia. In: IOP Conf Series: Earth and Environmental Science 259 (2019).
- [7]. Yona, D., Samantha, C.D., Kasitowati, R.D.: Perbandingan Kandungan Mikroplastik pada Kerang Darah dan Kerang Tahu dari Perairan Desa Banyuurip, Gresik. Saintek Perikan Indones J Fish Sci Technol **17**(2):108–14 (2021).
- [8]. Ahyar, Bengen, D.G., Wardiatno, Y.: Sebaran dan bioakumulasi logam berat Pb dan Cd pada bivalvia *Anadara nodifera*, *Meretrix lyrata*, dan *Solen lamarckii*. J Ilmu dan Teknol Kelaut Trop. **9**(2):631–43 (2017).
- [9]. Rohmah, A., Muhsoni, F.F.: Dinamika Populasi Kerang Tahu (*Meretrix meretrix*) Di Perairan Bancaran Bangkalan Madura. Juv Ilm Kelaut dan Perikan **1**(3):331–8 (2020).
- [10]. Ambarwati, R., Purnomo, T., Fitrihidajati, H., Rachmadiarti, F., Rahayu, D.A., Faizah, U.: Morphological Variations of *Meretrix* sp. from Bancaran, Madura, Indonesia. In: Advances in Engineering Research Vol. **209** 214–7 (2021).
- [11]. Abdullah, A., Nurjanah, N., Hidayat, T., Gifari, A.: Characterize Fatty Acid of *Babylonia spirata*, *Meretrix meretrix*, *Pholas dactylus*. Int J Chem Biomol Sci **2**(1):38–42 (2016).
- [12]. Khan, B.M., Liu, Y.: Marine Mollusks: Food with Benefits. Compr Rev Food Sci Food Saf. **18**:548–64 (2019).
- [13]. Santhiya, N., Sanjeevi, S.B., Gayathri, M., Dhanalakshmi, M.: Economic importance of marine molluscs. Res Environ Life Sci. **6**(4):129–32 (2013).
- [14]. Salman, J.M., Nasar, A.J.: Total Lipids and Total Protein in two Mollusca Species as Environmental Biomarker of Pollution in Euphrates River, Iraq. Vol. **2**, Int.J.Curr.Microbiol.App.Sci. (2013).
- [15]. Baby, R.L., Hasan, I., Kabir, K.A., Naser, M.N.: Short Communication Nutrient Analysis of Some Commercially Important Molluscs of Bangladesh. J Sci Res. **2**(2):390–6 (2010).
- [16]. Purwaningsih, S.S., Salamah, S.H., Dewi, J.R.: Effect of boiling and steaming on the profile fatty acids and cholesterol in muscle tissue of molluscs. Vol. **22**, International Food Research Journal. (2015).
- [17]. Zahir, M., Kamaruzzaman, B., John, B.A., Jalal, K.C.A., Shahbudin, S., Al-Barwani, S.M., et al. Bioaccumulation of selected metals in the blood cockle (*Anadara granosa*) from Langkawi Island, Malaysia. Orient J Chem **27**(3):979–84 (2011).
- [18]. Salahshur, S., Alireza, Bakhtiari, R., Kochanian, P.: Use of *Solen brevis* as a Biomonitor for Cd, Pb and Zn on the Intertidal Zones of Bushehr-Persian Gulf, Iran. (2019)
- [19]. Abdullah, M., Sidi, J., Aris, A.Z.: Heavy Metals (Cd, Cu, Cr, Pb and Zn) in *Meretrix meretrix* Roding, Water and Sediments from Estuaries in Sabah, North Borneo. Int J Environ Sci Educ **2**(3):69–74 (2007).
- [20]. Roccheri, R.C.: Marine Invertebrates as Bioindicators of Heavy Metal Pollution. Open J Met. **4**:93–106 (2014).

- [21]. Alyahya, H., El-Gendy, A.H., Al Farraj, S., El-Hedeny, M.: Evaluation of heavy metal pollution in the Arabian Gulf using the clam *Meretrix meretrix* Linnaeus, 1758. *Water Air Soil Pollut.* 214:499–507 (2011).
- [22]. Eugene Ng, Y.J., Yap, C.K., Zakaria, M.P., Tan, S.G.: Assessment of heavy metal pollution in the Straits of Johore by using transplanted caged mussel, *Perna viridis*. *Pertanika J Sci Technol.* **21(1)**:75–96 (2013).
- [23]. Sa'adah, F.L., Ambarwati, R.: Struktur Komunitas dan Potensi Gizi Bivalvia di Pantai Selatan Kecamatan Sreseh, Madura. *LenteraBio* **10(1)**:94–105 (2021).
- [24]. Standar Nasional Indonesia (SNI). Standar nasional Indonesia nomor 7387.2009 tentang batas maksimum cemaran logam berat dalam pangan. Badan Standar Nasional, Jakarta (2009).
- [25]. Ambarwati, R., Rahayu, D.A., Faizah, U. The Potency and Food Safety of Lamp Shells (Brachiopoda: *Lingula* sp.) as Food Resources. *J Phys Conf Ser.* **1417(1)** (2019).
- [26]. Alyani, D.F., Hidayah, N., Wahyuningsih, V., Choirunnisa, Z.A.: Kandungan Kadar Logam Berat Kadmium (Cd) dalam Kerang Darah (*Anadara granosa*) dari Pantai Bangkalan dan Upaya Penurunannya. *Sains dan Mat* **6(1)**:8–12 (2017).
- [27]. Wijaya, V.M., Ambarwati, R. Kemelimpahan dan Food Safety Bivalvia Edible di Pantai Kecamatan Sreseh, Madura. *LenteraBio* **10(1)**:58–66 (2021).